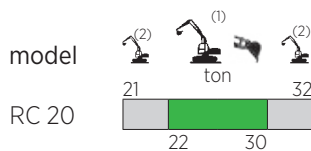
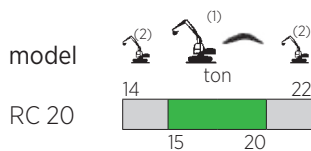
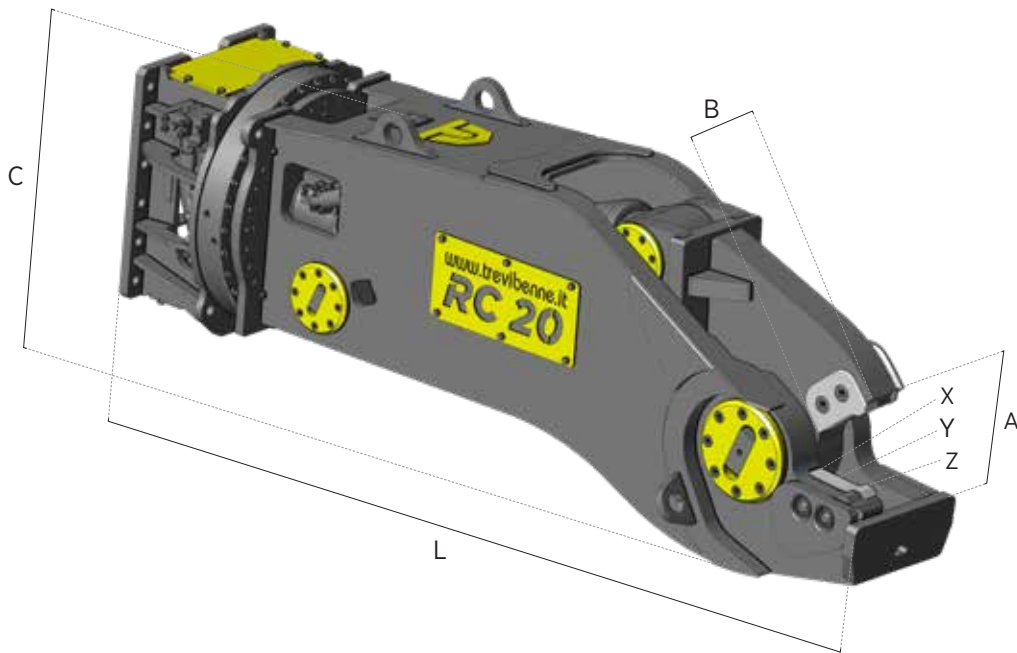


SERIE RC



TRANCIA BINARI
 RAIL CROPPER
 CASSE RAIL
 CORTA RAÍLES
 SCHIENENKNACKER
 TESOURA TRILHO DE TREM



- (1) Accoppiamento escavatore-attrezzatura ottimale / Optimum excavator-equipment combination
 Couplage pelle-équipement optimal / Acoplamiento excavadora-implemento optimal
 Optimale Bagger-Ausrüstung Kombination / Combinação máquina-implemento ideal
- (2) Accoppiamento escavatore-attrezzatura possibile / Possible excavator-equipment combination
 Couplage pelle-équipement possible / Acoplamiento excavadora-implemento posible
 Mögliche Bagger-Ausrüstung Kombination / Combinação máquina-implemento possível

		RC 20*
	kg.	2150
A	mm.	245
B	mm.	230
C	mm.	920
L	mm.	2500
X	t.	465
Y	t.	280
Z	t.	205
	bar	320
	l/min.	200 / 300
	bar	140
	l/min.	10

(*) Valvola limitatrice tarata a 250 bar / (*) Relief valve setted at 250 bar
 (*) Valve de sécurité tarée à 250 bar / (*) Válvula de seguridad ajustada a 250 bar
 (*) Sicherheitsventil auf 250 bar eingestellt / (*) Válvula de descarga regulada para 250 bar

